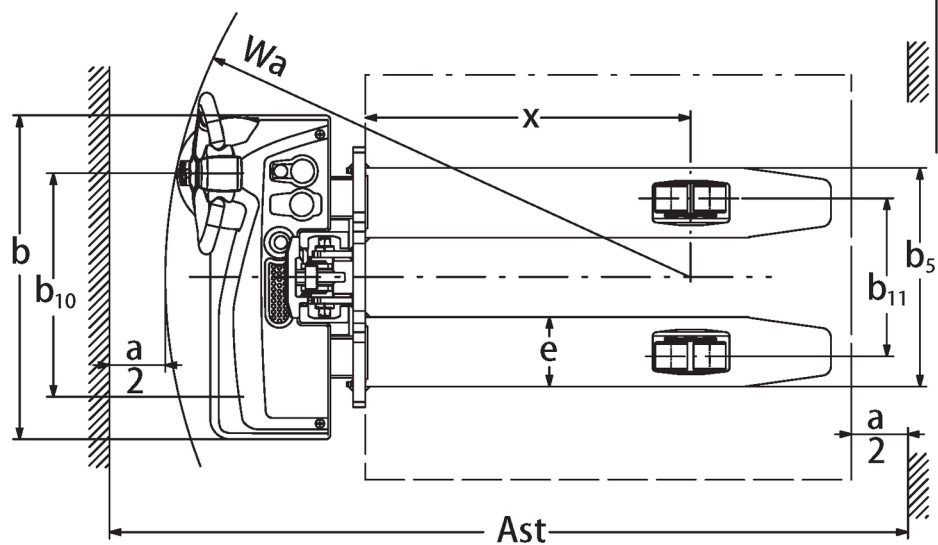
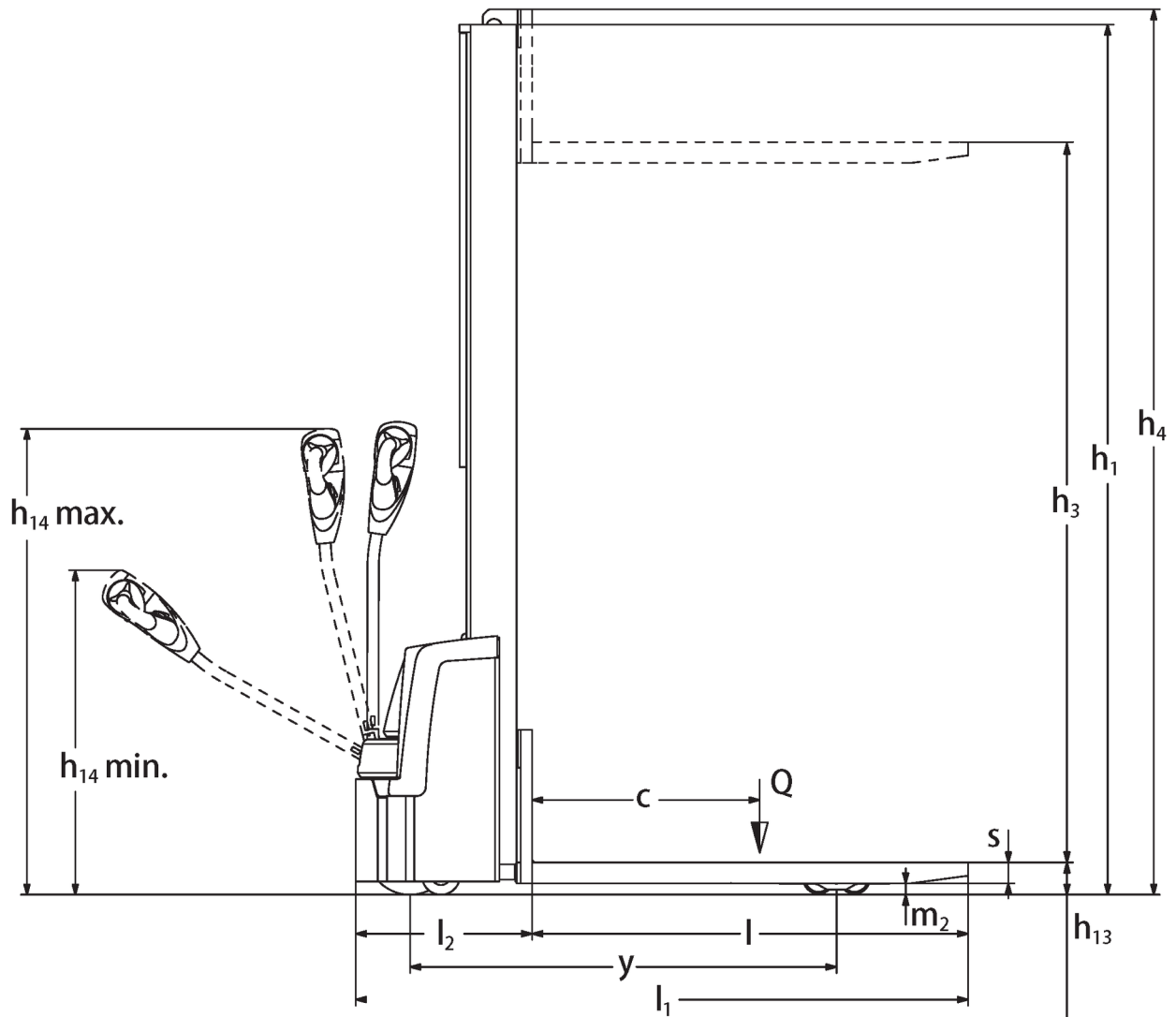




Electric pedestrian stacker **EJC M10 E / M10b E**

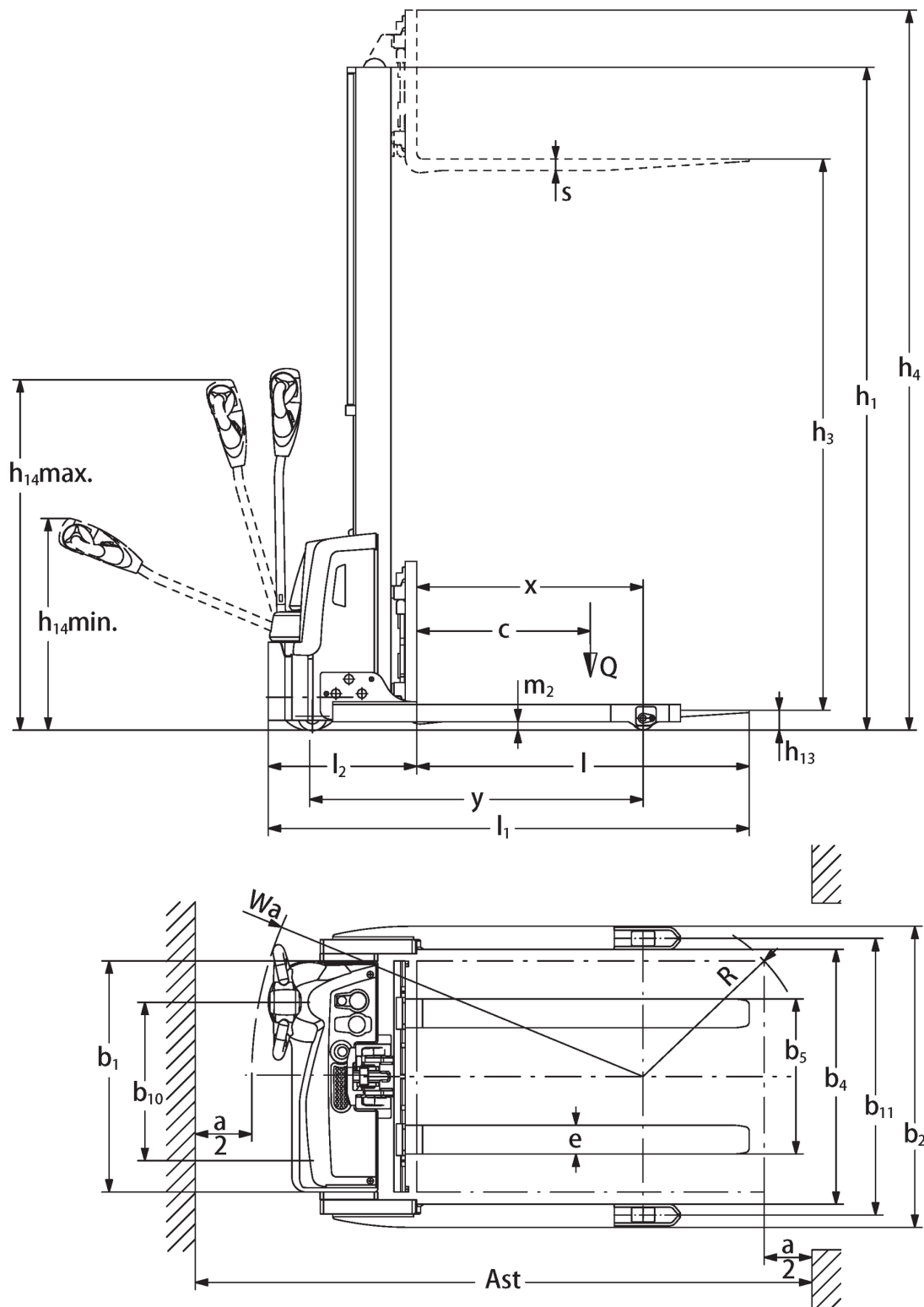
Lift height: 1540-1900 mm / Load capacity: 1000 kg

EJC M10 E / M10b E



EJC M10 (E)

EJC M10 E / M10b E



VDI table

Stand-on: 11/2021

Characteristic	1.1	Manufacturer (abbreviated description)	Jungheinrich								
	1.2	Manufacturer's type designation	EJC M10 E	EJC M10b E	EJC M10 E 1540 Li-Ion	EJC M10 E 1900 Li-Ion	EJC M10b E 1540 Li-Ion	EJC M10b E 1900 Li-Ion			
1.3	Drive		Electric								
1.4	Operation		Pedestrian								
1.5	Load capacity/load	Q kg	1000								
1.6	Load centre distance	c mm	600								
1.8	Load distance, centre of drive axle to fork	x mm	803	783	803		783				
1.9	Wheelbase	y mm	1125	1154	1125		1154				
Weights	2.1.1	Service weight (incl. battery)	kg	460	478	602	620	460	478	602	620
	2.2	Axle load laden front/rear	kg	622 / 838	630 / 848	560 / 1042	570 / 1050	622 / 838	630 / 848	560 / 1042	570 / 1050
	2.3	Axle load unladen front/rear	kg	350 / 110	360 / 118	430 / 172	440 / 180	350 / 110	360 / 118	430 / 172	440 / 180
Wheels/suspension system	3.1	Tyres		TPU/PU		Polyurethane (PU)		TPU/PU		Polyurethane (PU)	
	3.2	Tyre size, front		Ø230x65							
	3.3	Tyre size, rear		Ø80x70		Ø100x50		Ø80x70		Ø100x50	
	3.4	Additional wheels		Ø100x50		Ø80x50		Ø100x50		Ø80x50	
	3.5	Wheels, number front/back (x=driven)		1x+1/4		1x+1/2		1x+1/4		1x+1/2	
	3.6	Tread width, front	b ₁₀ mm	550							
	3.7	Tread width, rear	b ₁₁ mm	390		962		390		962	
	3.7.1	2. Tread width, rear	mm	-		1128		-		1128	
	3.7.2	3. Tread width, rear	mm	-		1328		-		1328	
Basic dimensions	4.2	Retracted mast height (h1)	h ₁ mm	1935	2295	1935	2295	1935	2295	1935	2295
	4.3	Free lift (h2)	h ₂ mm	1500	1860	1350	1710	1500	1860	1350	1710
	4.4	Lift (h3)	h ₃ mm	1540	1900	1540	1900	1540	1900	1540	1900
	4.5	Extended mast height (h4)	h ₄ mm	1975	2335	2125	2485	1975	2335	2125	2485
	4.9	Height of tiller handle in drive position min./max.	mm	740 / 1190							
	4.15	Height, lowered	h ₁₅ mm	85							
	4.19	Overall length	l ₁ mm	1615		1664		1615		1664	
	4.20	Length including fork shank	l ₂ mm	465		514		465		514	
	4.21.1	Overall width	b ₁ mm	800							
	4.21.2	Overall width	b ₂ mm	800		1042		800		1042	
	4.22	Fork dimensions	s/e/l mm	55 x 172 x 1150		40 x 100 x 1150		55 x 172 x 1150		40 x 100 x 1150	
	4.25	Width across forks	b ₅ mm	540		316		540		316	
	4.26	Width between support arms/loading areas	b ₄ mm	-		882		-		882	
	4.32	Ground clearance centre of wheelbase	m ₂ mm	30		35		30		35	
	4.34	Aisle width (pallet 1000x1200 sideways)	Ast mm	2127		2163		2127		2163	
4.34.1	Aisle width (pallet 800x1200 length)	Ast mm	2059		2100		2059		2100		
4.35	Turning radius	W _a mm	1295		1325		1295		1325		

Performance data	5.1	Travel speed laden/ unladen	km/h	4.5 / 5		
	5.2	Lift speed laden/unladen	m/s	0.12 / 0.22		
	5.3	Lowering speed laden/ unladen	m/s	0.15 / 0.12		
	5.8	Max. gradeability laden/ unladen	%	4 / 10		
	5.10	Service brake		electric		
E-motor/Electronics	6.1	Drive motor, performance S2 60 min	kW	0.6		
	6.2	Lift motor, performance with S3	kW	2.2		
	6.3	Battery according to DIN 43531/35/36		no		
	6.4	Battery voltage/nominal capacity	V / Ah	24 / 85	25.6 / 50	
	6.5	Battery weight	kg	49	15	
	6.6.1	Energy consumption according to EN cycle	kWh/h	0.73		
	6.6.2	CO2 equivalent as per EN 16796	kg/h	0.4		
Other	8.1	Type of drive control		AC		
	10.7	Sound level as per EN12053, operator's ear	dB (A)	66		
- This data sheet according to VDI guideline 2198 only states the technical values of the standard truck. Different tyres, other masts, additional equipment etc. may result in different values.						

1) 1,052 mm or 1,252 mm available as an option 2) Other overall widths b2 with 1,212 mm and 1,412 mm, adaptation via adapter. 3) Battery voltage / nominal capacity specified for K20; for K5: 24 V, 70 Ah

The German production facilities in
Norderstedt, Moosburg and Landsberg
are certified.

ISO 9001
ISO 14001

Jungheinrich fork lift trucks meet
European safety requirements.



 **JUNGHEINRICH**